

# 2025



# School Work Entry Guide





On behalf of the Valley Agricultural Society, we are excited that you are interested in entering the Schoolwork Exhibits. Many friends, family, and visitors from across Canada and the USA will enjoy your creativity, skills and hard work. To help you understand the entry categories, please read on. Good Luck and have fun!

Cat#	Article		Cat#	Article	
<b>PRESCHOOL</b>					
1	Coloring Page	Colored Marker	6	Rock design	Any Medium
2	Coloring Page	Crayon	7	Craft Article	Any Medium
3	Picture Making	Any Medium	8	Recycled Craft Article	
4	Collage Design	Any Medium	9	Finger Painting	
5	Fridge Magnet		10	Glue Art	

<b>KINDERGARTEN</b>					
11	Coloring Page	Colored Marker	18	Rock Design	Any Medium
12	Coloring Page	Crayon	19	Craft Article	Any Medium
13	Picture Making	Any Medium	20	Seasonal Article	
14	Glue Art		21	Collage	Any Medium
15	Neatest Printing Page		22	Recycled Craft Article	
16	Finger Painting		23	Penmanship Special	**See Notes
17	Puppet	Any Medium	24	Art Notebook	(Min 5 pictures)

<b>GRADE 1</b>					
25	Coloring Page	Colored Marker	34	Creative Design Other (seeds, glitter, sand, etc)	
26	Coloring Page	Crayon	35	Seasonal Article	
27	Picture Making	Paint	36	Craft Article	Any Medium
28	Building	(ie Lego, Magnestix, Knex, etc)	37	Neatest Printing Page	
29	Recycled Craft Article		38	Single Page Story with Illustration	
30	Picture Making	Any Medium	39	Collage Design	Any Medium
31	Creative Design	Cut Items	40	Penmanship Special	**See Notes
32	Puppet				

<b>GRADE 2</b>					
41	Coloring Page	Colored Marker	50	Coloring Page	Pencil Crayon
42	Picture Making	Any Medium	51	Seasonal Article	
43	Picture Making (Animal)	Any Medium	52	Craft Article	Any Medium
44	Picture Making (People/Scenery)	Any Medium	53	Single Page Story with Illustration	
45	Picture Making	Colored Marker	54	Multiple Page Story with Illustration	
46	Computer Graphic Design		55	Penmanship Special	**See Notes
47	Building	(ie Lego, Magnestix, Knex, etc)			
48	Neatest Printing Page				
49	Science Project				

**GRADE 3**

56	Coloring Page	Colored Pencil	66	Neatest Printing Page
57	Picture Making	Colored Marker	67	Bead, Yarn, Fabric or Sewn Item
58	Picture Making	Colored Pencil	68	Building (ie Lego, Magnestix, Knex, etc)
59	Picture Making (Animal)	Any Medium	69	Single Page Story with Illustration
60	Picture Making (People/Scenery)	Any Medium	70	Penmanship Special **See Notes
61	Creative Design	Any Medium	71	Computer Graphic Design
62	Multiple Page Story with Illustration		72	Science Project
63	Diorama	Any Subject/Scene		
65	Seasonal Article			

**GRADE 4**

73	Seasonal Article		83	Diorama	Any Subject/Scene
74	Building	(ie Lego, Magnestix, Knex, etc)	84	Science Project	
75	Neatest Handwriting Page		85	Single Page Story with Illustration	
76	Bead, Yarn, Fabric or Sewn Item		86	Watercolor Painting	
77	Picture Making	Any Medium	87	Multiple Page Story with Illustration	
78	Scale Drawing	Include Original	88	Penmanship Special **See Notes	
79	Model Vehicle	May be a kit			
80	Creative Design	Any Medium			
81	Craft Article	Any Medium (no kits)			
82	Computer Graphic Design				

**GRADE 5**

89	Craft Article	Any Medium	96	Science Project	
90	Bead, Yarn, Fabric or Sewn Item		97	Multiple Page Story with Illustration	
91	Building	(ie Lego, Magnestix, Knex, etc)	98	Scale Drawing	Include Original
92	Single Page Story with Illustration		99	Creative Design	Any Medium
92	Computer Graphic Design		100	Penmanship Special	** See Notes
93	Picture Making	Any Medium			
94	Model Vehicle	May be a kit			
95	Seasonal Article				

**GRADE 6**

101	Creative Design	Any Medium	108	Seasonal Article	
102	Building	(ie Lego, Magnestix, Knex, etc)	109	Bead, Yard, Fabric or Sewn Item	
103	Picture Making	Any Medium	110	Single Page Story with Illustration	
104	Project Book	Any subject	111	Scale Drawing	Include Original
105	Craft Article	Any Medium	112	Multiple Page Story with Illustration	
106	Computer Graphic Design		113	Penmanship Special	
107	Model Vehicle	May be a kit	114	Science Project	

**UNIQUE ABILITIES- (Any Age) ADULTS ARE WELCOME TO SUBMIT ARTWORK**

115	Painted Picture		120	Origami
116	Printed Coloring Page	Any Medium	121	Clay Art, Pottery, Plasticine
117	Lego Art		122	Calligraphy
118	Creative Design	Any Medium		
119	Photo Page	Maximum 3 photos of an individual while performing a task he/she has mastered through hard work (ie Sporting events, photography, or any skill or ability that demonstrates work ethic and commitment)		

## CATEGORY EXPLANATION

Picture Making- Telling a story through pictures. Please use the medium specified for that category.

Seasonal Articles- Examples: Christmas picture, Easter Craft, Mother's Day Arrangement, Canada Day, New Year's, Father's Day or Remembrance Day Artwork.


Computer Graphic Design- This may be a design created using a computer program and printed off. Please mount on poster paper.

Penmanship Special- \*\*See example in this booklet

- Each entry should be on one side of loose leaf or foolscap **and mounted** on colored paper.
- Kindergarten to Grade 3 must be in pencil. Grade 4-6 must be in blue or black ink.
- Kindergarten to Grade 2 must be printed. Grade 3-6 must be in cursive writing.
- Grade level must be marked on TOP RIGHT CORNER and entry tag stapled to bottom right corner.
- Entries are judged on neatness and form only
- Entry must include
  - a) Alphabet in upper and lowercase letters
  - b) Numbers 0-9
  - c) Remainder of the page should be filled with prose or poetry (Except Kindergarten)

## RULES

- **No more than one entry is allowed per exhibitor per category. You may enter in categories in grades above but not below.**
- **Entries must have been created within the last year by the exhibitor and may have been made at home, school or clubs.**
- **We value your artwork and will strive to maintain its condition, however, the Committee is not responsible for any damages that may occur.**
- **IF YOUR NAME IS VISIBLE ON YOUR EXHIBIT, IT MUST BE COVERED OR TAPED OVER OR ENTRY WILL BE CONSIDERED VOID.**
- **No brand names of products may be on any exhibits.**
- **All entry tags are to be filled out by the exhibitor and stapled or taped to LOWER RIGHT CORNER of exhibit. Your Exhibitor # will be given to you at the time of exhibit entry.**
- **Neatness, originality and general appearance will all be taken into account for placing Awards.**



## **PRIZES**

All prizes for Schoolwork Exhibits will be paid in cash and can be collected at the Stampede Fair Office (west of the grandstands) from Friday through Sunday of Stampede. All prize winners must sign for their prize. Prize money not claimed by September 7, 2024 will be forfeited.

1<sup>st</sup> Place - \$3.00      2<sup>nd</sup> Place - \$2.00      3<sup>rd</sup> Place - \$1.00

### The Penmanship Special

This is open to all students from Kindergarten through Grade 6. Each grade level will be judged separately.

1<sup>st</sup> Place - \$6.00      2<sup>nd</sup> Place - \$4.00      3<sup>rd</sup> Place - \$2.00

The Schoolwork Aggregate Prize is proudly sponsored by the **Valley Agricultural Society**.

The boy and girl who accumulated the most prize money in the Schoolwork Exhibits will each win a **one-day 'All you can ride' bracelet for the Midway at the Manitoba Stampede and Exhibition**. Open to all students from Kindergarten through Grade 6.

## **SCHOOLWORK CONTACT INFORMATION**

Manitoba Stampede and Exhibition Office (204) 746-2552      email: [admin@valleyag.ca](mailto:admin@valleyag.ca)

## **ENTRY DAYS**

Please submit your entries at the South orange building at the Stampede Grounds on  
Sunday July 13, 2025, from 1:00 pm – 3:00 pm  
and  
Wednesday July 16, 2025, from 5:30 pm – 8:00 pm.

**\*\*ALL ENTRIES MUST BE PICKED UP BY WEDNESDAY, JULY 23, 2025, FROM THEIR DISPLAY. THE SOUTH ORANGE BUILDING WILL BE OPEN FOR PICK UP MONDAY, JULY 21, 2025 - WEDNESDAY, JULY 23, 2025, 9:00 AM - 1:30 PM\*\***

**ENTRIES NOT CLAIMED BY THURSDAY, JULY 24, 2025, AT 5:00 PM MAY BE DESTROYED, UNLESS PRIOR ARRANGEMENTS ARE MADE**

**\*\*SCHOOL WORK MUST STAY DISPLAYED DURING THE MANITOBA STAMPEDE & EXHIBITION TO BE HELD JULY 18 – 20, 2025\*\***

Penmanship Special Examples

A B C D E F G H I J K

L M N O P Q R S T U

V W X Y Z a b c d e f g

h i j k l m n o p q r s t u v w

x y z 1 2 3 4 5 6 7 8 9 0

Aa Bb Cc Dd Ee Ff

Gg Hh Ii Jj Kk

Ll Mm Nn Oo Pp

Qq Rr Ss Tt Uu

Vv Ww Xx Yy Zz

1 2 3 4 5 6 7 8 9 10

**PRINTING**  
**Kindergarten -**  
**Grade 2**

**CURSIVE**  
**Grade 3-6**

ENTRY TAG

GRADE \_\_\_\_\_

CATEGORY \_\_\_\_\_

ARTICLE \_\_\_\_\_

Keep Exhibitor's Name &  
Number covered until after  
Judging




EXHIBITOR'S #  
\_\_\_\_\_

NAME  
\_\_\_\_\_

SCHOOL  
\_\_\_\_\_

PARENT'S NAME  
\_\_\_\_\_

PHONE NUMBER  
\_\_\_\_\_



ENTRY TAG

GRADE \_\_\_\_\_

CATEGORY \_\_\_\_\_

ARTICLE \_\_\_\_\_

Keep Exhibitor's Name &  
Number covered until after  
Judging




EXHIBITOR'S #  
\_\_\_\_\_

NAME  
\_\_\_\_\_

SCHOOL  
\_\_\_\_\_

PARENT'S NAME  
\_\_\_\_\_

PHONE NUMBER  
\_\_\_\_\_



ENTRY TAG

GRADE \_\_\_\_\_

CATEGORY \_\_\_\_\_

ARTICLE \_\_\_\_\_

Keep Exhibitor's Name &  
Number covered until after  
Judging



EXHIBITOR'S #  
\_\_\_\_\_

NAME  
\_\_\_\_\_

SCHOOL  
\_\_\_\_\_

PARENT'S NAME  
\_\_\_\_\_

PHONE NUMBER  
\_\_\_\_\_



ENTRY TAG

GRADE \_\_\_\_\_

CATEGORY \_\_\_\_\_

ARTICLE \_\_\_\_\_

Keep Exhibitor's Name &  
Number covered until after  
Judging



EXHIBITOR'S #  
\_\_\_\_\_

NAME  
\_\_\_\_\_

SCHOOL  
\_\_\_\_\_

PARENT'S NAME  
\_\_\_\_\_

PHONE NUMBER  
\_\_\_\_\_



